

Jodo 3-Man Team Taikai Guidance Notes

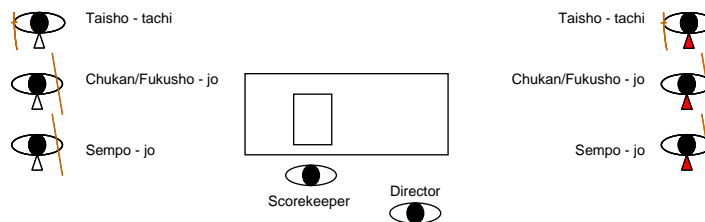
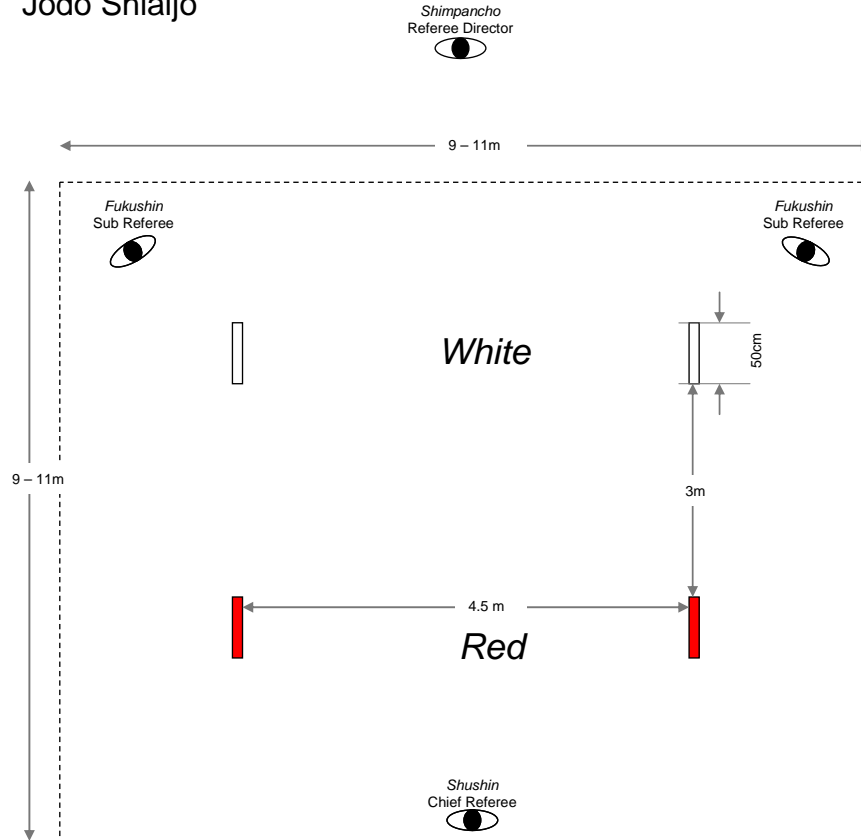
By Andy Watson, Seishinkan Dojo, Ealing, UK
Based on the notes prepared by Vito Tattoli, Kashiwa Dojo, UK

Layout

The Jodo Shiaijo diagram shown below provides the basic layout of the court. Note that the red side starts on the right from the perspective of the Shushin (Chief Referee). Also to note is that the outside dotted line is not usually marked out and given the space restrictions, it may be difficult to provide more than two meters spaces between adjacent courts.

The courts should be marked with a wide tape if available although when not available then the start line is often only marked.

Jodo Shiaijo



Floor Manager Roles

The tasks of the Floor Managers are as follows:

1. To maintain the smooth flow of a competition and minimise wasted time.
2. To keep track of scores and to complete the scoresheet.
3. To advise competitors when and with what colour they are due to go on.
4. To coordinate and communicate with the Referee Director when it is appropriate to do so.
5. To confirm the final winner of the three-man bout to the Chief Referee if required.

There are no time restrictions on the 3-man team event.

Order of Events

When the competition commences, the two teams line up in the order shown above i.e.

1. Taisho (captain) – tachi
2. Chukan or Fukusho (vice) – jo
3. Sempo (lead) – jo

Typically the Taisho should be the highest grade, the Chukan the next and the lowest grade being the Sempo.

For the first bout of the competition, all the players move onto the shiai-jo and remain facing the Shomen or Shinzen. The overall event director will announce “Shomen/Shinzen ni rei” to which all referees and competitors will bow. The competitors then face in towards the other team and the competition proceeds as normal.

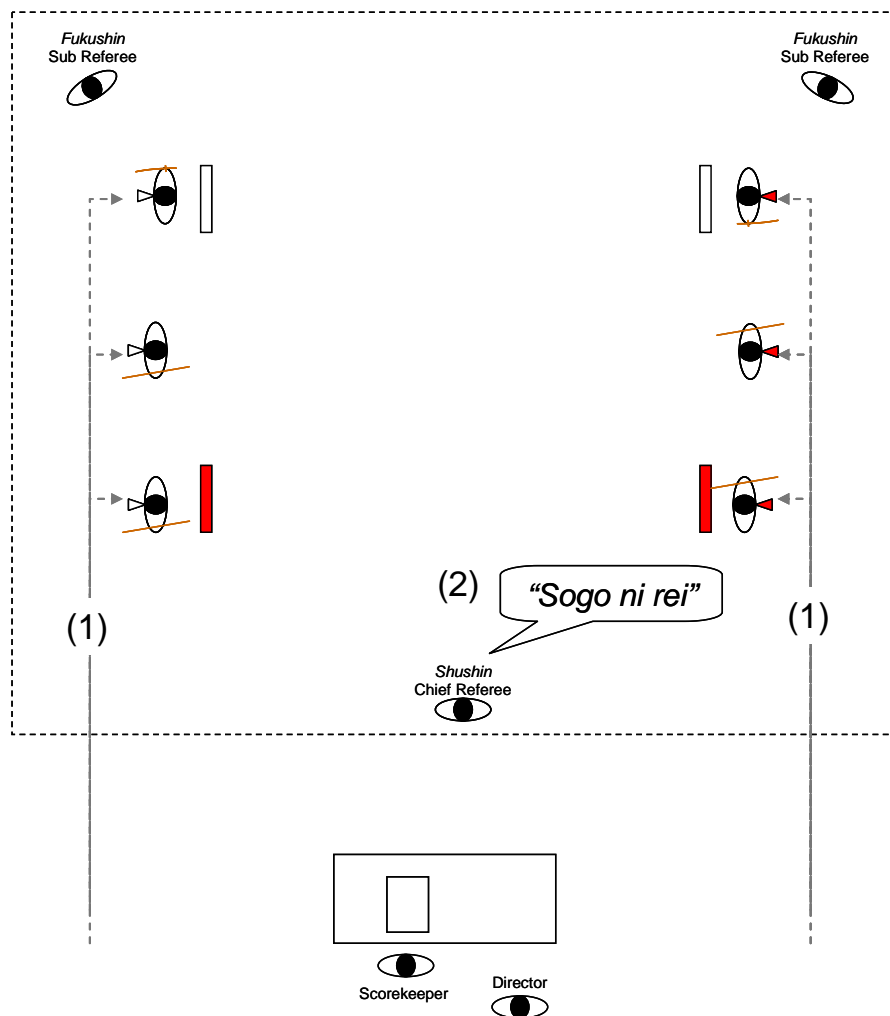
For all subsequent matches, the Shomen ni rei is of course omitted.

All bouts are commenced by the command “Hajime”. There is no need to announce “Tachi osame” or “Sogo ni rei” – the players should perform these themselves as part of their bout.

Normal Conditions of Competition

1. The shitei waza selected should allow most if not all teams to be able to enter and reasonably participate in the competition. This would typically mean that the shitei waza for the sempo would be three selected from the first six seiteigata. The shitei waza for the chukan and taisho may be selected from any of the twelve seiteigata.
2. For international events, the total number of dans per team should not exceed 10 and the members should be selected from mudan to godan.
3. In the case of a team only consisting of two members, the sempo is omitted and the first match will go to the three man team with the chief referee announcing “Fusen gachi – shobu ari.”

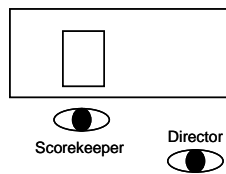
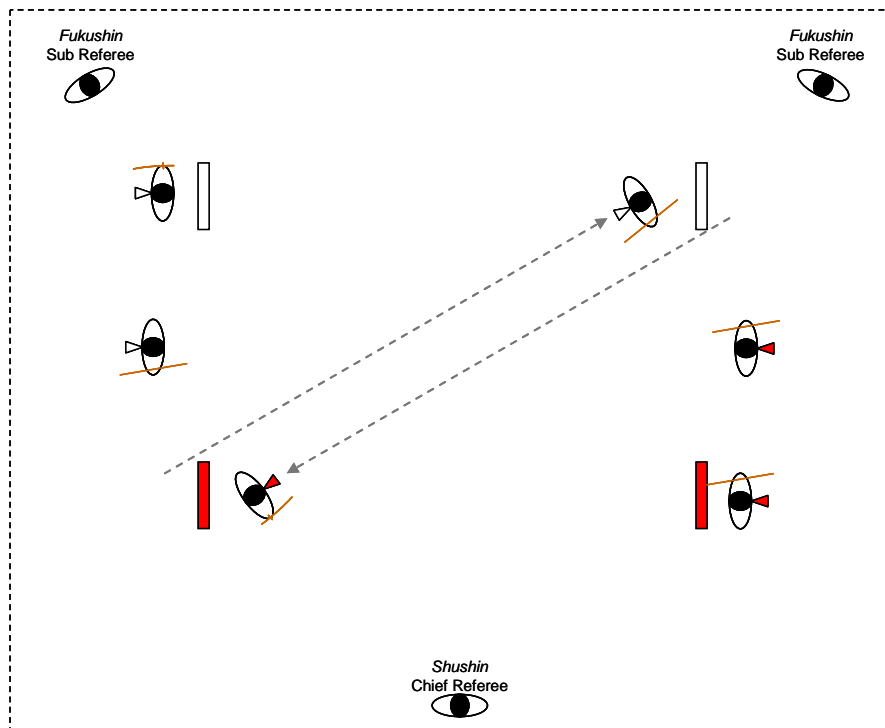
Stage 1



Entry onto court

- 1.1 The teams move into position and face the opposing team.
- 1.2 The chief referee calls "Sogo ni rei" for the teams to bow to each other.

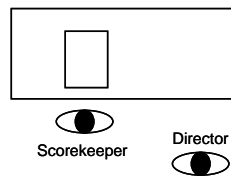
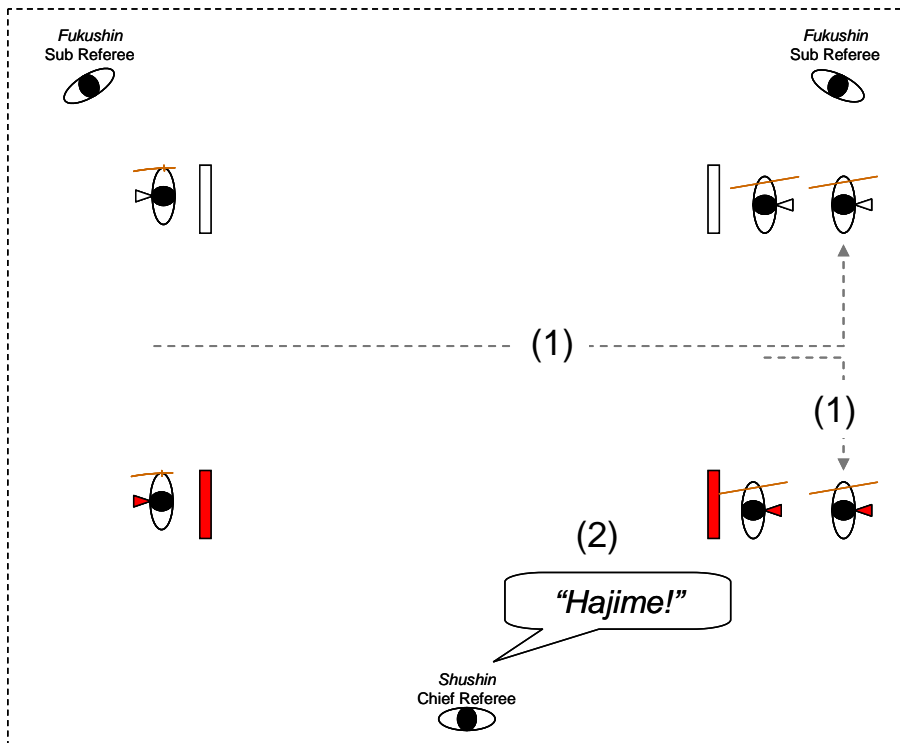
Stage 2



First player position change

2.1 The red taisho and the white sempo change positions passing each other on their respective lefts.

Stage 3

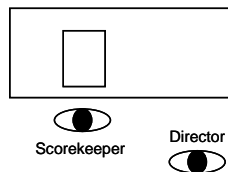
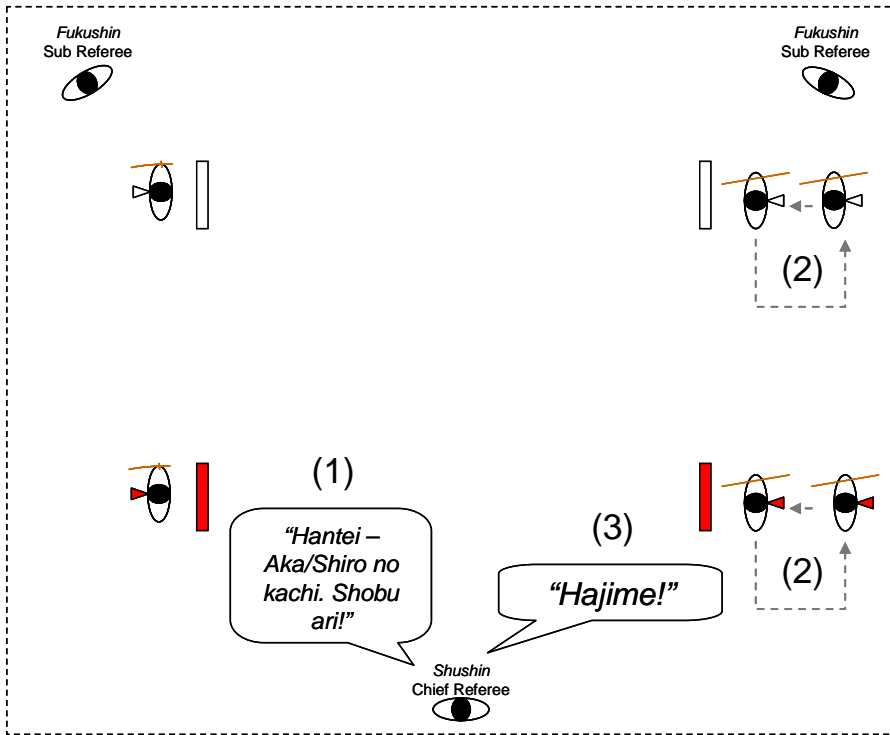


Second player position change and start of 1st bout

3.1 White *chukan* crosses the *shiai*jo directly and moves in behind the white *sempo*. At the same time red *chukan* moves across and behind red *sempo*.

3.2 The chief referee starts the match by announcing "Hajime".

Stage 4



Chukan and Sempo position change and start of 2nd bout

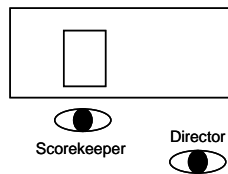
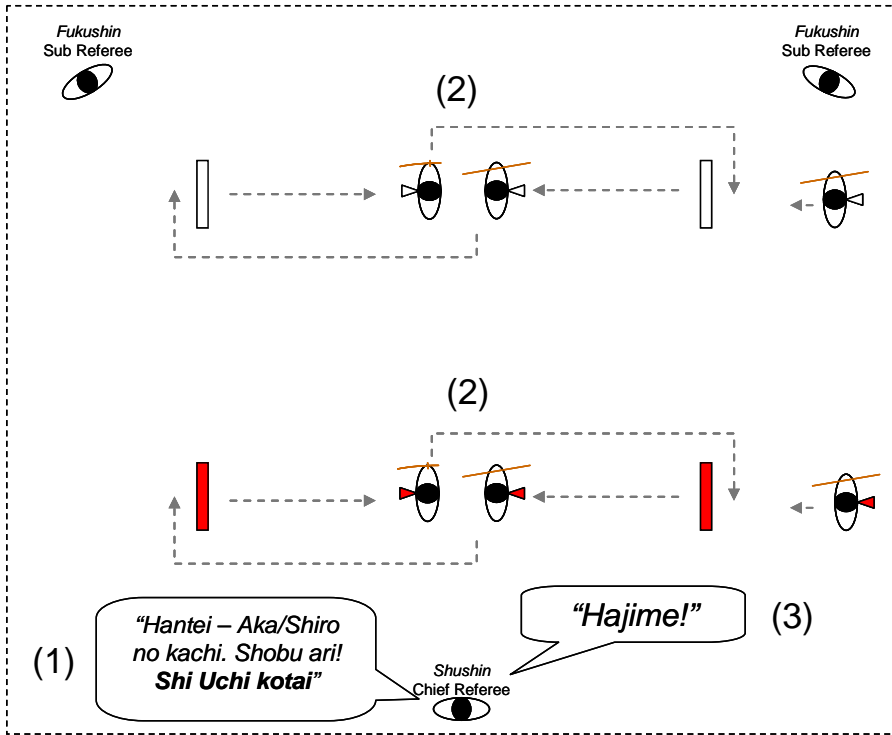
4.1 At the end of the bout, the chief referee announces the decision "Hantei – Aka/Shiro no kachi. Shobu ari!"

4.2* The sempo takes a step to their left and moves back behind the chukan who moves forwards onto the start line.

4.3 The chief referee starts the second bout by calling "Hajime"

* Note – there is no need for the referee to prompt the players to change places at this point. The players should just change places naturally once the decision has been announced.

Stage 5



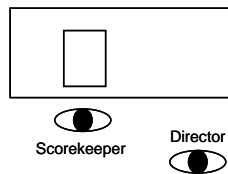
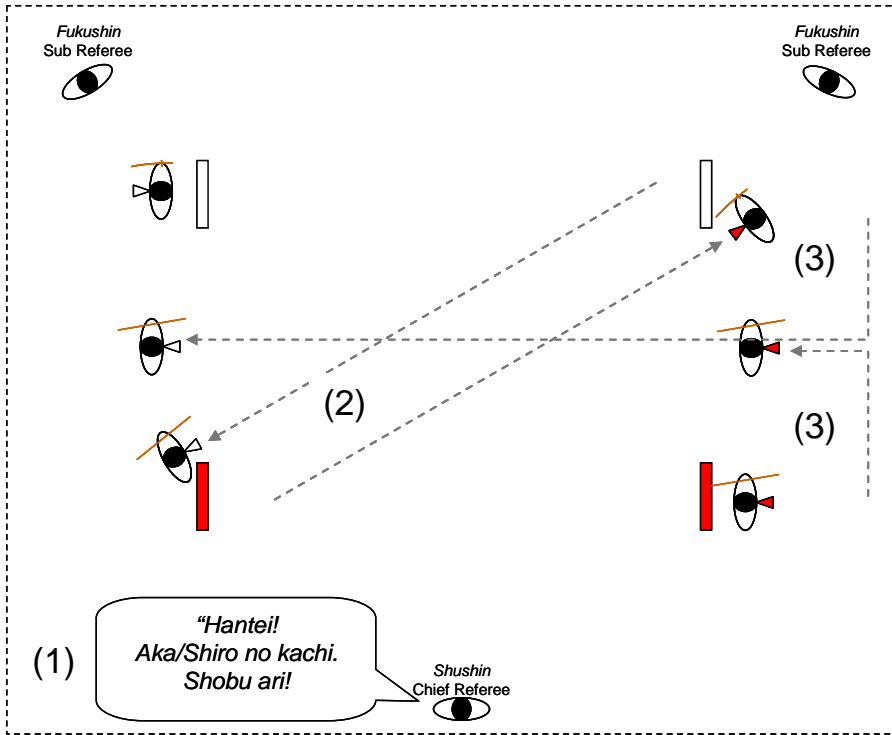
Taisho and Chukan position change and start of 3rd bout

5.1 After the second bout has been completed, the chief referee announces the winner and this time also calls for "Shi Uchi kotai" prompting the Taisho and Chukan to exchange weapons and places.

5.2 Chukan and Taisho approach the centre, exchange weapons in the formal manner and then move to their new respective start lines.

5.3 The chief referee commences the third match with the command "Hajime"

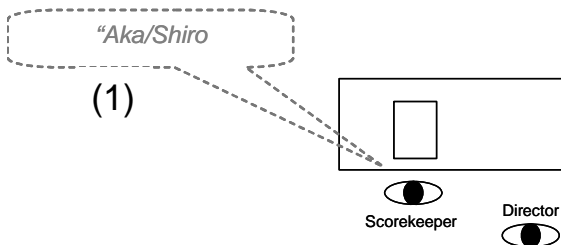
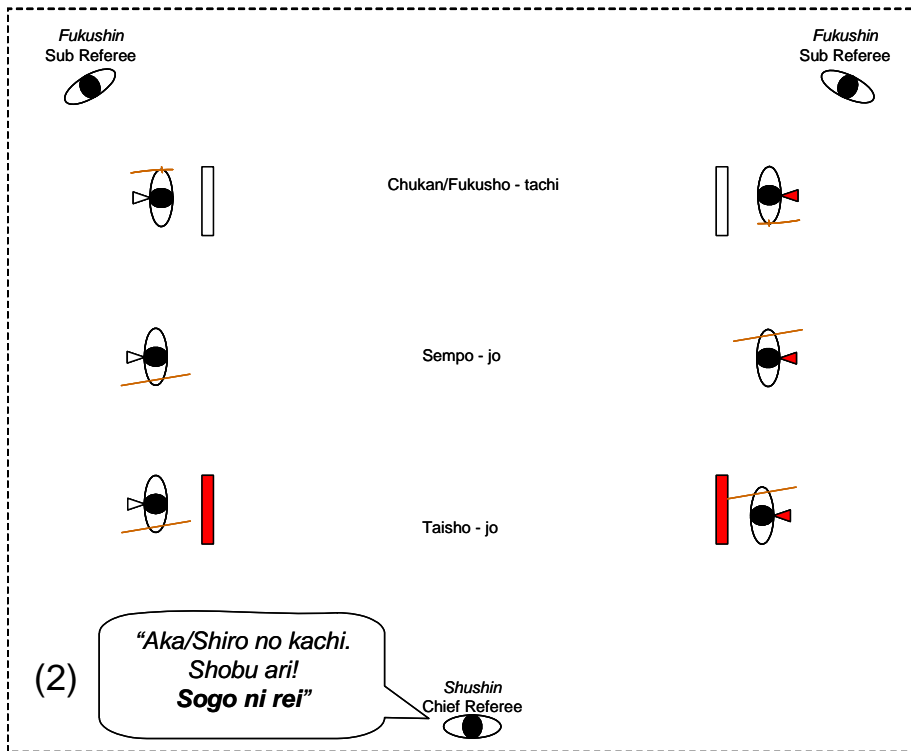
Stage 6



Return to team position

- 6.1 The chief referee announces the winner of the third bout in the normal way.
- 6.2 The red Chukan and the White Taisho exchange positions moving diagonally across the court and passing each other on the respective left sides.
- 6.3 White Sempo moves directly across the court to the middle position in their team and the red Sempo steps to their right taking their middle position.

Stage 7



Final announcement and bow to each other

7.1 The scorekeeper in a low voice may confirm the winning team especially if there has been a mix of scores across the bouts. This should be done in a low voice.

7.2 The chief referee announces the winning team by calling "Aka/Shiro no kachi. Shobu ari. Sogo ni rei" to prompt the teams to bow to each other.

The two teams should then move off the court.